

LIVER FOUNDATION WEST BENGAL  
53, GOPAL BANERJEE LANE, HOWRAH-711101  
BALANCE SHEET AS AT 31ST MARCH 2020

| Previous Year Amount (Rs.)       | Liabilities  | Current Year Amount (Rs.)           | Current Year Amount (Rs.) | Previous Year Amount (Rs.) | Assets  | Current Year Amount (Rs.) | Current Year Amount (Rs.) |
|----------------------------------|--|-------------------------------------|---------------------------|----------------------------|---|---------------------------|---------------------------|
| 10,09,700.00                     | <b>CAPITAL FUND (As per Last A/c)</b>  |                                     | 10,09,700.00              | 27,82,23,323.27            | <b>FIXED ASSETS (Schedule-1)</b>              |                           | 28,24,56,670.87           |
| 7,36,31,414.83<br>(39,58,903.22) | <b>GENERAL FUND</b><br>Balance as per last Account<br>Add/(Less) : Surplus / (Deficit) transferred from Income & Expenditure Account | 30,75,77,000.61<br>(1,75,21,857.56) |                           | 1,25,00,000.00             | <b>INVESTMENTS (Schedule-2)</b>               |                           | 3,80,66,000.00            |
| 12,39,44,568.00                  | Add: Transfer from IILDS Lfwb Gilead Fund  | -                                   |                           | 8,70,021.00                | <b>SECURITY DEPOSIT (ASSETS) (Schedule-3)</b> |                           | 10,88,190.00              |
| -                                | Add: Transfer from Centre Of Excellence  | 46,94,848.00                        |                           | 55,92,906.00               | <b>LOANS &amp; ADVANCES (Schedule-4)</b>      |                           | 61,64,037.00              |
| -                                | Add: Transfer from JCM Fund  | 2,62,99,868.00                      |                           | 73,23,960.00               | <b>CURRENT ASSETS</b>                         |                           | 80,55,042.78              |
| -                                | Add: Transfer from Population Screening  | 35,67,873.00                        |                           | 23,02,629.00               | Tax Deducted At Source (Schedule-5)           |                           | 42,87,203.00              |
| -                                | Add: Transfer from Blood Bank  | 77,41,893.00                        |                           | -                          | Sundry Debtors (Schedule-7)                   |                           | 11,60,244.44              |
| 1,76,32,409.00                   | Add: Transfer from IILDS Building Fund   | -                                   |                           | 64,84,770.00               | Input GST                                     |                           | 67,88,920.00              |
| 9,49,57,037.00                   | Add: Transfer from Liver Foundation IILDS Fund   | -                                   | 33,23,59,625.05           | 34,25,424.00               | Closing Stock (As Certified by Management)    |                           | 45,87,256.16              |
| 13,70,475.00                     | Add: Transfer from Dr. S.R.S.S.B Fund  | -                                   |                           | 15,91,61,347.06            | Accrued Interest (Schedule-8)                 |                           | 10,52,39,052.61           |
| 30,75,77,000.61                  |  |                                     |                           |                            | Cash & Bank Balance (Schedule-6)              |                           |                           |
| 13,67,58,631.00                  | <b>EARMARKED FUNDS (Schedule-9)</b>  |                                     | 9,44,54,149.00            |                            |   |                           |                           |
| 4,20,380.00                      | <b>SECURITY DEPOSIT (LIABILITY) (Schedule-10)</b>  |                                     | 4,20,380.00               |                            |   |                           |                           |
| 2,81,01,721.72                   | <b>SUNDRY CREDITORS (Schedule-12)</b>  |                                     | 2,71,00,455.41            |                            |   |                           |                           |
| 20,16,947.00                     | <b>OUTSTANDING LIABILITIES (Schedule- 11)</b>  |                                     | 25,48,307.39              |                            |   |                           |                           |
| <b>47,58,84,380.33</b>           | <b>Total Liabilities &amp; Capital</b>   |                                     | <b>45,78,92,616.85</b>    | <b>47,58,84,380.33</b>     | <b>Total Assets</b>                           |                           | <b>45,78,92,616.86</b>    |

Significant Accounting Policies & Notes on Accounts: Schedule - 27

The schedules referred to above form an integral part of the Balance Sheet.  
This is the Balance Sheet referred to in our report of even date.

For HIMANGSHU GOSWAMI AND CO

Chartered Accountants

[ Firm Registration No.: 325956 E ]

*Punit Bajaj*

Punit Bajaj

Partner

[ Membership No.: 300854 ]

Dated : 13/01/2021

Place : Kolkata

UDIN- 21300854AAAAABL6826



LIVER FOUNDATION WEST BENGAL  
53, GOPAL BANERJEE LANE, HOWRAH-711101

CONSOLIDATED INCOME & EXPENDITURE ACCOUNT FOR THE YEAR ENDED 31ST MARCH 2020

| Previous Year Amount (Rs.) | Expenditure   | Current Year Amount (Rs.) | Previous Year Amount (Rs.) | Income  | Current Year Amount (Rs.) |
|----------------------------|---|---------------------------|----------------------------|---|---------------------------|
| 12,77,99,139.75            | To Hospital Operational Expenses (Schedule-19)          | 14,72,80,319.00           |                            | By Grant received from Government   | 12,00,000.00              |
| 3,86,52,492.02             | To Personnel & Manpower Cost (Schedule-20)              | 4,27,25,986.25            | 1,36,47,360.00             | By Donation Received (Schedule-12A)   | 31,09,045.00              |
| 62,26,899.61               | To Establishment, Administrative Expenses (Schedule-21) | 1,33,19,208.86            | 2,23,50,665.00             | By Grant received from Others (Schedule-13)                                   | 76,44,854.00              |
| 2,42,62,680.10             | To Miscellaneous Project Expenses (Schedule-22)         | 1,04,98,989.00            | 1,55,34,473.96             | By Sponsorship Receipts (Schedule-14)   | 6,75,900.00               |
| 20,85,642.00               | To Annual Maintenance Expenses (Schedule-23)            | 19,16,099.00              | 18,06,04,610.00            | By Collection from Pharmacy, OPD, IPD (Schedule-15)                           | 22,02,14,220.00           |
| 39,99,610.00               | To Laboratory Operational Expenses (Schedule-24)        | 4,34,801.00               | 46,37,985.00               | By Increase in Stock (Schedule-16)  | 3,04,150.00               |
| 28,46,866.11               | To Repairs & Maintenance Expenses (Schedule-25)         | 22,50,355.00              | 53,95,446.00               | By Interest Income (Schedule-17)  | 90,20,339.00              |
| 6,41,322.30                | To Other Miscellaneous Expenses (Schedule-26)           | 6,54,150.30               | 4,26,870.29                | By Other Income (Schedule-18)   | 2,37,445.26               |
| 4,00,43,661.58             | To Depreciation   | 4,08,47,922.41            | 39,58,903.22               | By Excess of Expenditure over Income for the year transferred to General Fund | 1,75,21,857.56            |
| <b>24,65,56,313.47</b>     | <b>TOTAL EXPENDITURE</b>                                | <b>25,99,27,810.82</b>    | <b>24,65,56,313.47</b>     | <b>TOTAL INCOME</b>   | <b>25,99,27,810.82</b>    |

Significant Accounting Policies & Notes on Accounts: Schedule - 27

The schedules referred to above form an integral part of the Income & Expenditure Account

This is the Income & Expenditure Account referred to in our report of even date.

For HIMANGSHU GOSWAMI AND CO

Chartered Accountants

[ Firm Registration No. : 325956 E ]

*Punit Bajaj*  
Partner

[ Membership No. : 300854 ]

Dated : 13/01/2021

Place : Kolkata



**LIVER FOUNDATION WEST BENGAL**  
**53, GOPAL BANERJEE LANE, HOWRAH-711101**

**Schedule : 1 : Fixed Assets**

| Previous Year          | Particulars                    | Deduction/Adjustment | ASSETS FOR MORE THAN 180 DAYS | ASSETS LESS THAN 180 DAYS | RATE | DEPRECIATION          | TOTAL                  |
|------------------------|--------------------------------|----------------------|-------------------------------|---------------------------|------|-----------------------|------------------------|
| 2,30,304               | Freehold Land                  | -                    | -                             | -                         | -    | -                     | 2,30,304.00            |
| 43,09,052              | Leasehold Land                 | -                    | -                             | 4,66,213.00               | -    | -                     | 47,75,265.00           |
| 1,19,79,495            | Air Conditioner                | -                    | 90,000.00                     | -                         | 10%  | 12,06,950             | 1,08,62,545.50         |
| 11,33,324              | Ambulance                      | -                    | -                             | -                         | 15%  | 1,69,999              | 9,63,325.69            |
| 87,482                 | Bicycle                        | -                    | -                             | -                         | 15%  | 13,122                | 74,359.48              |
| 79,33,114              | Building (Dr. S.R.S.B)         | -                    | -                             | -                         | 10%  | 7,93,311              | 71,39,802.75           |
| 7,89,29,690            | Building (ILDS)                | -                    | -                             | -                         | 10%  | 78,92,969             | 7,10,36,720.63         |
| -                      | Building (New)                 | -                    | 67,44,120.00                  | 71,03,852.00              | 10%  | 10,29,605             | 1,28,18,367.40         |
| 2,52,87,500            | Cath Lab                       | -                    | -                             | -                         | 15%  | 37,93,125             | 2,14,94,375.00         |
| 2,45,206               | CCTV                           | -                    | 36,300.00                     | -                         | 15%  | 42,226                | 2,39,279.76            |
| 2,99,84,927            | Clinical Equipments            | -                    | 67,46,721.00                  | 8,98,504.00               | 15%  | 55,77,135             | 3,20,53,016.70         |
| 24,59,603              | Computer & Others              | -                    | 2,73,705.00                   | 94,348.00                 | 40%  | 11,12,193             | 17,15,463.13           |
| 2,38,42,500            | CT Scan                        | -                    | -                             | -                         | 15%  | 35,76,375             | 2,02,66,125.00         |
| 55,052                 | Cylinders                      | -                    | 15,340.00                     | -                         | 40%  | 28,157                | 42,235.44              |
| 1,38,54,420            | Electrical Installation        | -                    | 4,533.00                      | 17,730.00                 | 10%  | 13,86,782             | 1,24,89,901.16         |
| 3,82,925               | Endoscopy Software             | -                    | -                             | -                         | 15%  | 57,439                | 3,25,486.25            |
| 1,69,920.00            | Endoscopy Software             | -                    | -                             | -                         | 40%  | 67,968                | 1,01,952.00            |
| 26,588                 | Fire Extinguisher              | -                    | -                             | -                         | 15%  | 3,988                 | 22,599.80              |
| 20,49,350              | Fire Fighting Systems          | -                    | -                             | -                         | 15%  | 3,07,403              | 17,41,947.50           |
| 5,22,307               | Freeze                         | -                    | -                             | -                         | 15%  | 78,346                | 4,43,961.12            |
| 40,03,213              | Furniture & Fixture            | -                    | 1,50,600.00                   | 65,000.00                 | 10%  | 4,18,631              | 38,00,181.61           |
| 36,53,290              | Gas Plant Installation         | -                    | 17,524.00                     | -                         | 15%  | 5,50,622              | 31,20,191.94           |
| 18,85,743              | Generator                      | -                    | -                             | -                         | 15%  | 2,82,861              | 16,02,881.60           |
| -                      | Hoarding                       | -                    | 45,000.00                     | -                         | 15%  | 6,750                 | 38,250.00              |
| 1,90,92,395            | Laboratory Equipments          | -                    | 46,08,500.00                  | -                         | 15%  | 35,55,134             | 2,01,45,760.88         |
| 66,753                 | LED TV                         | -                    | -                             | -                         | 15%  | 10,013                | 56,739.73              |
| 34,84,804              | Lift                           | -                    | -                             | -                         | 10%  | 3,48,480              | 31,36,323.48           |
| 3,240.00               | Mobile                         | -                    | 2,100.00                      | -                         | 10%  | 534                   | 4,806.00               |
| 6,62,830               | Motor Car                      | -                    | 8,93,443.00                   | -                         | 15%  | 2,33,441              | 13,22,832.38           |
| 68,083                 | MotorBike                      | -                    | -                             | 55,374.00                 | 15%  | 14,365                | 1,09,091.18            |
| 3,68,447               | Office Equipments              | -                    | -                             | 2,500.00                  | 10%  | 36,970                | 3,33,976.94            |
| 3,15,49,615            | OT Equipments                  | -                    | 1,27,21,788.00                | 39,13,768.00              | 15%  | 69,34,243             | 4,12,50,927.85         |
| 30,29,724              | OT Furniture                   | -                    | -                             | -                         | 10%  | 3,02,972              | 27,26,751.60           |
| 25,134                 | Plant & Machinery-Others       | -                    | 4,307.00                      | -                         | 15%  | 4,416                 | 25,024.85              |
| 5,23,323               | Projector/ Apparatus           | -                    | -                             | -                         | 15%  | 78,498                | 4,44,824.25            |
| 73,075.00              | Refrigerator for Blood Storage | -                    | -                             | -                         | 15%  | 10,961                | 62,113.75              |
| 11,44,100              | Sewage Treatment System        | -                    | -                             | -                         | 15%  | 1,71,615              | 9,72,485.36            |
| 2,23,445               | Telekids                       | -                    | -                             | -                         | 15%  | 33,517                | 1,89,928.60            |
| 6,43,942               | Tubewells                      | -                    | -                             | -                         | 10%  | 64,394                | 5,79,547.80            |
| 7,12,250.00            | UPS & Battery                  | -                    | -                             | -                         | 15%  | 1,06,838              | 6,05,412.50            |
| 23,12,000              | USG Machine                    | -                    | -                             | -                         | 15%  | 3,46,800              | 19,65,200.00           |
| 17,403                 | Utensils                       | -                    | -                             | -                         | 15%  | 2,610                 | 14,792.43              |
| 8,04,631               | Water Plant Installation       | -                    | 1,10,000.00                   | -                         | 15%  | 1,37,195              | 7,77,436.56            |
| 3,93,125               | X Ray Machine                  | -                    | -                             | -                         | 15%  | 58,969                | 3,34,156.25            |
| <b>27,82,23,323.27</b> | <b>TOTAL</b>                   | <b>-</b>             | <b>3,24,63,981.00</b>         | <b>1,26,17,289.00</b>     |      | <b>4,08,47,922.41</b> | <b>28,24,56,670.87</b> |



**LIVER FOUNDATION WEST BENGAL**  
53, GOPAL BANERJEE LANE, HOWRAH-711101

**Schedule : 2 : Investments**

| Previous Year         | Particulars   | Current year          |
|-----------------------|---|-----------------------|
| 60,00,000.00          | 8% RBI Bond Ledger No. TBSBI1047/13189                | 60,00,000.00          |
| 65,00,000.00          | 8% RBI Bond Ledger No. TBSBI1047/13190                | 65,00,000.00          |
| -                     | 6.25% Fixed Deposit A/c No. 38980420846               | 40,00,000.00          |
| -                     | 7.00% Fixed Deposit A/c No. 38570542317               | 30,00,000.00          |
| -                     | 6.25% Fixed Deposit A/c No. 38980421272               | 50,00,000.00          |
| -                     | 7.00% Fixed Deposit A/c No. 38543863515               | 50,00,000.00          |
| -                     | 7.00% Fixed Deposit A/c No. 38543864064               | 50,00,000.00          |
| -                     | 7.00% Fixed Deposit A/c No. 38570717720               | 20,00,000.00          |
| -                     | Recurring Bank Deposit                                | 5,00,000.00           |
| -                     | FD with ICICI Bank (For Bank Guarantee for WBSED S/D) | 10,66,000.00          |
| <b>1,25,00,000.00</b> | <b>TOTAL (A) + (B)</b>                                | <b>3,80,66,000.00</b> |

**Schedule : 3 : Security Deposits (Assets)**

| Previous Year      | Particulars  | Current year        |
|--------------------|--|---------------------|
| 1,80,000.00        | Dr. kaushik Ray (For Laboratory Space)                     | 1,80,000.00         |
| 1,26,000.00        | Naresh Nagori (For Office Space)                           | 1,26,000.00         |
| 18,000.00          | Aparna Sardar (For Office Space)                           | 18,000.00           |
| 6,240.00           | CESC (For New Connection)                                  | 6,240.00            |
| 15,000.00          | Life   | 15,000.00           |
| 5,24,781.00        | West Bengal State Electricity Distribution Company Limited | 7,42,950.00         |
| <b>8,70,021.00</b> | <b>TOTAL</b>   | <b>10,88,190.00</b> |

**Schedule -4 : Loans & Advances /Advance Payments**

| Previous Year       | Particulars                                | Current year        |
|---------------------|--|---------------------|
| -                   | Advance to OPD                             | -                   |
| 15,600.00           | Pollution Control Board                    | 7,800.00            |
| -                   | Amit Naskar                                | 200.00              |
| -                   | K.K Corporation                            | 25,475.00           |
| 8,50,000.00         | Surgico                                    | -                   |
| 5,000.00            | WBSEB-EMD                                  | 5,000.00            |
| -                   | Hoarfrost Company                          | 1,00,000.00         |
| -                   | Ultratech Laboratories Pvt Ltd             | 20,481.00           |
| -                   | Siemens Healthcare Pvt Ltd                 | 15,045.00           |
| -                   | Medsynaptic Pvt Ltd                        | 2,500.00            |
| -                   | Nandan Sikdar                              | 25,000.00           |
| -                   | Hydronix Solutions                         | 26,500.00           |
| -                   | Badal Chandra Kunthia                      | 32,500.00           |
| -                   | Fresenius Medical Care India Pvt Ltd       | 30,090.00           |
| -                   | Bio Merieux India Pvt Ltd                  | 60,000.00           |
| -                   | Schindler India Pvt Ltd                    | 38,720.00           |
| -                   | Sonarpur Gram Panchayet II                 | 62,400.00           |
| -                   | Fuji Film India Pvt Ltd                    | 25,425.00           |
| -                   | Mitra Medical Services LLP                 | 25,424.00           |
| -                   | Roche Diagnostics India Pvt Ltd            | 44,840.00           |
| -                   | Bappa Sardar                               | 10,000.00           |
| -                   | Falguni Chatterjee                         | 1,00,000.00         |
| 53,100.00           | Climaventa Climate Technologies Pvt Ltd    | -                   |
| 6,00,000.00         | Biomerieux India Pvt Ltd                   | -                   |
| 38,039.00           | Invitrogen Bio Services India Pvt Ltd      | -                   |
| 1,720.00            | Peerless Inn (Hotel)                       | -                   |
| 2,11,000.00         | Olympus Medical Systems India Pvt Ltd      | 1,00,000.00         |
| -                   | Prepaid Insurance                          | 8,967.00            |
| -                   | Prepaid Expenses                           | 11,250.00           |
| -                   | Prepaid License                            | 10,000.00           |
| 20,00,000.00        | Asprant Life Science Pvt Ltd               | 20,00,000.00        |
| 4,93,920.00         | Aquatech Solutions                         | 18,76,420.00        |
| -                   | Banerjee Constructions                     | 15,00,000.00        |
| 1,68,740.00         | Philips India Ltd                          | -                   |
| 45,000.00           | Raju Saha                                  | -                   |
| 45,970.00           | Schneider Electric Infrastrucuter Limited  | -                   |
| 7,14,000.00         | Cell Beans Health Care Informatics Pvt Ltd | -                   |
| 20,000.00           | Mitra Medical Services LLP                 | -                   |
| 32,238.00           | Olympus Medical Systems Pvt Ltd            | -                   |
| 36,529.00           | Schindler India Pvt Ltd                    | -                   |
| 50,150.00           | Fresenius Medical Care Pvt Ltd             | -                   |
| 62,400.00           | Panchayat Tax For The Year 2019-20         | -                   |
| 1,20,000.00         | Prepaid Insurance For The Year 2019-20     | -                   |
| 29,500.00           | Auto Engg Works                            | -                   |
| <b>55,92,906.00</b> | <b>TOTAL</b>                               | <b>61,64,037.00</b> |



**LIVER FOUNDATION WEST BENGAL**  
53, GOPAL BANERJEE LANE, HOWRAH-711101

**Schedule : 5 :Tax Deducted at Source**

| Previous Year       | Particulars                 | Current year        |
|---------------------|-----------------------------|---------------------|
| 3,39,360.00         | TDS Recievable Old          | 3,39,360.00         |
| 3,11,653.00         | TDS Recievable (AY 2014-15) | 3,11,653.00         |
| 8,18,930.00         | TDS Recievable (AY 2015-16) | 8,18,930.00         |
| 6,80,534.00         | TDS Recievable (AY 2016-17) | 6,80,534.00         |
| 9,34,525.00         | TDS Recievable (AY 2017-18) | 9,34,525.00         |
| 24,88,875.00        | TDS Recievable (AY 2018-19) | 24,88,875.00        |
| 17,50,083.00        | TDS Recievable (AY 2019-20) | 17,50,083.00        |
| -                   | TDS Recievable (AY 2020-21) | 7,31,082.78         |
| <b>73,23,960.00</b> | <b>TOTAL</b>                | <b>80,55,042.78</b> |

**Schedule : 6 : Cash and Bank Balance**

| Previous Year          | Particulars   | Current year           |
|------------------------|---|------------------------|
|                        | Cash in hand (IILDS) 2,86,914.00  |                        |
|                        | Cash in hand (Park Street) 7,76,826.00  |                        |
| <b>6,12,519.00</b>     | <b>Cash in Hand (As Certified) (A)</b>  | <b>10,63,740.00</b>    |
| 5,25,389.00            | Liver Foundation, WB, Corpus Fund (A/c No-30389521358)                              | 4,27,388.60            |
| 2,24,21,438.00         | Liver Foundation, WB, Core (A/c No-11062764677)                                     | 98,98,379.52           |
| 6,26,87,570.00         | IILDS LFWB-Kolkata (A/c No-33916566450)   | 4,58,78,665.90         |
| 1,10,98,981.00         | Liver Foundation, WB,FCRA (A/c No-30722224439)                                      | 70,16,672.45           |
| 6,522.00               | Liver Foundation, WB,Fellowship (A/c No-30804665493)                                | 6,747.00               |
| 1,99,71,189.00         | IILDS-Liver Foundation (A/c No.-32737566426)  | 50,28,692.29           |
| 2,37,028.00            | From Clinic to Doorstep (A/c No.-32129084615)                                       | 1,11,595.50            |
| 21,68,928.00           | Metabolic & Liver health (A/c No- 32547108904)                                      | 17,17,718.39           |
| 12,84,104.00           | Liver foundation , WB, IILDS-35AC (A/c No-34442214928)                              | 12,85,503.28           |
| 1,52,06,419.00         | Centre Of Excellence (A/c No-33149738716)   | 1,14,09,398.84         |
| 13,43,853.00           | Population Screening (A/c No-35583290831)   | 14,57,351.36           |
| 13,94,790.00           | Lakshyabhed-LFWB (A/c No. -36415791755)   | 8,75,291.75            |
| 32,515.00              | Hepatitis Patients Forum (A/c No-32631659129)                                       | 34,467.00              |
|                        | Indian Institute of Liver abd Digestve Sciences (A/c No- 127601000565) 52,19,249.98 |                        |
| 19,56,173.00           | Add- Cash In Transit 2,25,311.42  | 54,44,561.40           |
| 28,341.00              | IILDS, LFWB Kolkata   | 12,06,484.00           |
| 21,96,808.00           | Dr. Saradish Ray Smriti Swasthya Bitan (A/c No-397102010666506)                     | 15,60,776.47           |
| 2,87,920.00            | IILDS Working (A/c No.- 50170016335464)   | 3,03,575.00            |
| 90,16,467.00           | Liver Foundation-Blood Bank Account (A/c No.- 127601001079)                         | 25,88,973.00           |
| 20,00,981.00           | JCMLRI-IILDS,LFWB (A/c No.-38326144363)   | 21,50,389.50           |
| 29,64,152.00           | TCG LFWB-BIO BANK (A/c No.-37853541413)   | 10,56,246.00           |
| 4,82,885.00            | LFWB Purulia Centre (A/c No.-38326220801)   | 6,85,424.78            |
| 12,36,375.00           | LFWB NASH(A/c No.-38079919759)  | 27,93,728.92           |
| -                      | MP Lads (A/c No.-38490457590)   | 12,04,678.20           |
| -                      | Stewardship (A/c No-38979427483)  | 32,603.50              |
| <b>15,85,48,828.00</b> | <b>Cash at Bank (B)</b>   | <b>10,41,75,312.65</b> |
| <b>15,91,61,347.00</b> | <b>TOTAL (A) + (B)</b>  | <b>10,52,39,052.65</b> |

**Schedule : 7 :Sundry Debtors**

| Previous Year       | Particulars                     | Current year        |
|---------------------|---------------------------------|---------------------|
| 19,815.00           | Miscellaneous OPD Debtors (Old) | 19,815.00           |
| 1,35,665.00         | OPD Debtors                     | 3,92,970.00         |
| 21,47,149.00        | IPD Debtors                     | 38,74,418.00        |
| <b>23,02,629.00</b> | <b>TOTAL</b>                    | <b>42,87,203.00</b> |



LIVER FOUNDATION WEST BENGAL  
53, GOPAL BANERJEE LANE, HOWRAH-711101

Schedule-8

| ACCOUNT NAME                              | INTEREST RECEIVED   | OPENING ACCRUED YET TO BE RECEIVED | ACCRUED INTEREST DURING THE YEAR | TDS                | ACCRUED INTEREST RECEIVED- LAST YRS. | TOTAL INTEREST      |
|---|---------------------|------------------------------------|----------------------------------|--------------------|--------------------------------------|---------------------|
| <b>PARK STREET BRANCH</b>                 |                     |                                    |                                  |                    |                                      |                     |
| ILDS, LIVER FOUNDATION, W.B. (Domestic)   | 9,82,438.00         | -                                  | 8,85,774.00                      | 1,33,956.00        | 6,14,871.00                          | 13,87,297.00        |
| METABOLIC & LIVER HEALTH PROJECT          | 1,30,793.00         | -                                  | 43,838.00                        | 13,229.00          | 56,515.00                            | 1,31,345.00         |
| <b>TOTAL (A)</b>                          | <b>11,13,231.00</b> | <b>-</b>                           | <b>9,29,612.00</b>               | <b>1,47,185.00</b> | <b>6,71,386.00</b>                   | <b>15,18,642.00</b> |
| <b>GOKHALE ROAD</b>                       |                     |                                    |                                  |                    |                                      |                     |
| FROM CLINIC TO DOORSTEP                   | 11,797.00           | -                                  | -                                | -                  | -                                    | 11,797.00           |
| CENTRE OF EXCELLENCE                      | 9,51,129.00         | -                                  | 4,75,699.00                      | 1,09,674.00        | 6,08,597.00                          | 9,27,905.00         |
| ILDS-Gelied                               | 32,10,486.00        | -                                  | 4,74,956.00                      | 3,42,308.00        | 6,20,275.00                          | 34,07,475.00        |
| ILDS 35AC                                 | 2,137.00            | 2,73,228.00                        | 79,718.00                        | 9,016.00           | -                                    | 90,871.00           |
| CORE A/C                                  | 8,10,968.00         | -                                  | 2,22,101.00                      | 78,979.00          | 2,31,031.00                          | 8,81,017.00         |
| <b>TOTAL (B)</b>                          | <b>49,86,517.00</b> | <b>2,73,228.00</b>                 | <b>12,52,474.00</b>              | <b>5,39,977.00</b> | <b>14,59,903.00</b>                  | <b>53,19,065.00</b> |
| <b>CORPUS A/C</b>                         |                     |                                    |                                  |                    |                                      |                     |
| LAKSHAYVED LFWB                           | 15,029.00           | -                                  | -                                | -                  | -                                    | 15,029.00           |
| HEPATITIS PATIENTS' FORUM                 | 36,687.00           | -                                  | -                                | -                  | -                                    | 36,687.00           |
| DR. S.R.S.S.B                             | 1,082.00            | -                                  | -                                | -                  | -                                    | 1,082.00            |
| POPULATION                                | 60,252.00           | -                                  | -                                | -                  | -                                    | 60,252.00           |
| FELLOWSHIP                                | 81,372.00           | -                                  | 72,482.00                        | 9,719.00           | -                                    | 1,63,573.00         |
| ILDS-FWFB WORKING                         | 15,655.00           | -                                  | -                                | -                  | -                                    | 15,655.00           |
| TCG BIO BANK                              | 225.00              | -                                  | -                                | -                  | -                                    | 225.00              |
| LIVER FOUNDATION BLOOD BANK               | 72,905.00           | -                                  | -                                | -                  | -                                    | 72,905.00           |
| LFWB NASH                                 | 2,49,163.00         | -                                  | -                                | -                  | -                                    | 2,49,163.00         |
| JCMRL-ILDS, LFWB                          | 35,159.00           | -                                  | -                                | -                  | -                                    | 35,159.00           |
| LFWB PURULIA CENTRE                       | 63,319.00           | -                                  | -                                | -                  | -                                    | 63,319.00           |
| LFWB STEWARDSHIP                          | 22,871.00           | -                                  | -                                | -                  | -                                    | 22,871.00           |
| INDIAN INSTITUTE OF LIVER AND DIG - ICICI | 3,99,882.00         | -                                  | -                                | -                  | -                                    | 3,99,882.00         |
| RBI 8% BOND                               | -                   | 10,00,000.00                       | 10,00,000.00                     | -                  | -                                    | 10,00,000.00        |
| WBSEDCL (SECURITY DEPOSIT)                | -                   | 20,907.00                          | 38,553.16                        | 4,283.69           | -                                    | 42,836.85           |
| <b>TOTAL (C)</b>                          | <b>10,57,594.00</b> | <b>10,20,907.00</b>                | <b>11,11,035.16</b>              | <b>14,002.69</b>   | <b>-</b>                             | <b>21,82,631.85</b> |
| <b>GRAND TOTAL (A + B + C)</b>            | <b>71,57,342.00</b> | <b>12,94,135.00</b>                | <b>32,93,121.16</b>              | <b>7,01,164.69</b> | <b>21,31,289.00</b>                  | <b>90,20,338.85</b> |



LIVER FOUNDATION WEST BENGAL  
53, GOPAL BANERJEE LANE, HOWRAH-711101

Schedule-9 Earmarked Funds

EARMARKED FUNDS

| S.NO | TITLE OF THE EARMARKED FUND | OPENING BALANCE        | ADDITIONS TO THE FUND         |  | TOTAL<br>(A+B)         | EXPENDITURE/ TRANSFER<br>TO GENERAL<br>FUND/OTHER FUND<br>C | CLOSING<br>BALANCE<br>(A=B)-C |
|------|-----------------------------|------------------------|-------------------------------|--|------------------------|---|-------------------------------|
|      |                             |                        | DONATIONS/OTH<br>ER ADDITIONS | B<br>INCOME FROM<br>INVESTMENTS MADE ON<br>ACCOUNT OF FUND |                        |   |                               |
| 1    | Centre Of Excellence Fund   | 1,84,66,183.00         | -                             | -  | 1,84,66,183.00         | 46,94,848.00  | 1,37,71,335.00                |
| 2    | Population Screening Fund   | 3,86,67,448.00         | -                             | -  | 3,86,67,448.00         | 35,67,873.00  | 3,50,99,575.00                |
| 3    | JCM Foundation Fund         | 6,96,25,000.00         | -                             | -  | 6,96,25,000.00         | 2,62,99,868.00  | 4,33,25,132.00                |
| 4    | Blood Bank                  | 1,00,00,000.00         | -                             | -  | 1,00,00,000.00         | 77,41,893.00  | 22,58,107.00                  |
|      | <b>TOTAL (1 TO 4)</b>       | <b>13,67,58,631.00</b> | <b>-</b>                      | <b>-</b>   | <b>13,67,58,631.00</b> | <b>4,23,04,482.00</b>                                       | <b>9,44,54,149.00</b>         |
|      | (PREVIOUS YEAR)             | 28,74,05,761.00        | 9,58,22,723.00                | 14,34,636.00   | 38,46,63,120.00        | 24,79,04,489.00   | 13,67,58,631.00               |



**LIVER FOUNDATION WEST BENGAL**  
**53, GOPAL BANERJEE LANE, HOWRAH-711101**

**Schedule : 10 : Security Deposit (Liability)**

| Previous Year      | Particulars                           | Current year       |
|--------------------|---------------------------------------|--------------------|
| 74,08,441.00       | As per last Account                   | 4,20,380.00        |
|                    | <u>Add - Deducted During the Year</u> |                    |
| -                  | Civil                                 | -                  |
| -                  | Fire Fighting                         | -                  |
| -                  | Air Conditioner                       | -                  |
| -                  | Electrical Installation               | -                  |
| 74,08,441.00       |                                       |                    |
| 69,88,061.00       | Less Paid During the Year             | -                  |
| <b>4,20,380.00</b> | <b>TOTAL</b>                          | <b>4,20,380.00</b> |

**Schedule : 11 : Outsatnding Liabilities**

| Previous Year       | Particulars                        | Current year        |
|---------------------|------------------------------------|---------------------|
| 9,430.00            | Profession Tax( Employer)          | 13,810.00           |
| 17,510.00           | TDS on Salary                      | -                   |
| 1,343.00            | TDS Rent - U/s 194I                | -                   |
| -                   | Outstanding Cipla Project Expenses | 2,24,136.00         |
| 71,185.00           | TDS Contractor - U/s 194C          | 44,701.38           |
| 4,51,616.00         | TDS Professional - U/s 194J        | 5,32,255.00         |
| 2,14,518.00         | Employees Contribution to PF       | 3,20,182.00         |
| 62,614.00           | Employees Contribution to ESIC     | 32,693.00           |
| 1,77,038.00         | Provision for Employers Cont-PF    | 2,92,012.00         |
| 1,69,100.00         | Provision for Employers Cont- ESIC | 1,06,317.00         |
| 86,249.00           | GST Payable (IILDS)                | 71,472.01           |
| -                   | GST Payable ( Dr. S.R.S.B)         | 2,04,790.00         |
| 6,762.00            | Driver Salary Payable              | 10,115.00           |
| 20,592.00           | Staff Salary Payable               | 21,931.00           |
| 7,18,705.00         | Professional Fess Payable          | 6,59,166.00         |
| 10,285.00           | Stipend Payable                    | 14,727.00           |
| <b>20,16,947.00</b> | <b>TOTAL</b>                       | <b>25,48,307.39</b> |





**LIVER FOUNDATION WEST BENGAL**  
**53, GOPAL BANERJEE LANE, HOWRAH-711101**

**Schedule : 12 : Sundry Creditors**

| Previous Year | Particulars                                     | Current year |
|---------------|---|--------------|
| 44,800.00     | Aaron Medimart                                  | 91,504.00    |
| -             | Adhir Chandra Mandal                            | 35,000.00    |
| 90,000.00     | Adeline Pharma Pvt Ltd                          | -            |
| 12,80,478.00  | Alliance Construction                           | -            |
| -             | Amrit Singh Hanspal                             | 4,575.00     |
| 21,603.00     | AO Cash Bsnl Calcutta Telephones                | -            |
| -             | Asiatic Enterprises                             | 30,373.00    |
| 40,360.00     | Asoke Pharmaceuticals                           | 43,142.00    |
| 3,52,134.00   | Asprant Life Science Pvt. Ltd.                  | 5,37,760.00  |
| 1,19,315.00   | Auto Enjineering Works                          | 1,19,315.00  |
| 75,564.00     | B K Surgicines                                  | 1,75,392.00  |
| 2,92,400.00   | B R Poddar Marketing                            | 2,92,400.00  |
| 1,33,800.00   | B S Enterprise                                  | 2,46,400.00  |
| 47,463.00     | B.D.N Enterprise                                | 9,26,321.00  |
| 59,472.00     | Bharat Scientific House                         | -            |
| 56,693.00     | Biogenix  | -            |
| 4,500.00      | Biswajit Maiti                                  | -            |
| 5,740.00      | Blue Cross Surgicals Co                         | -            |
| 13,242.00     | C Max Technologies                              | -            |
| 84,224.00     | Commerce International                          | 6,00,992.00  |
| 2,31,813.00   | Creative Uniwear                                | -            |
| 15,729.00     | Delta Infosystem                                | 20,899.00    |
| 8,400.00      | Devon Innovations Private Limited               | 20,541.00    |
| 20,000.00     | Dipali Service Station                          | 20,000.00    |
| -             | Dtech Systems                                   | 30,240.00    |
| 92,849.00     | East India Surgical Co.                         | 9,80,287.00  |
| 65,100.00     | Eastern Medical Services                        | -            |
| 2,38,414.00   | Endo View Yi Gripp                              | 5,54,023.00  |
| 25,288.00     | Febric Care                                     | 1,01,240.00  |
| 1,948.72      | Fotex   | -            |
| 18,000.00     | G.C.Enterprise                                  | 9,193.00     |
| 3,00,000.00   | G.P.Trronics Pvt Ltd                            | -            |
| 8,05,197.00   | Gayatri Pharmaceuticals                         | 13,31,912.00 |
| 1,11,987.00   | Ghosh Enjineering & Co.                         | 1,11,987.00  |
| -             | Global Medicare                                 | -            |
| 14,700.00     | Goutam Chowdhury                                | 14,700.00    |
| 6,930.00      | Haripada Paik                                   | -            |
| -             | Health Ray Enterprises                          | 21,87,966.00 |
| 19,454.00     | Hospitality Service                             | -            |
| -             | Hydronix Solutions                              | 18,303.00    |
| -             | Inksesh Medicare                                | 3,024.00     |
| -             | Indian Catering Services                        | 3,00,670.00  |
| 36,550.00     | Jean Dry Cleaners                               | -            |
| 6,12,500.00   | Johnson & Johnson Pvt . Ltd                     | 3,73,766.00  |
| 94,502.00     | K K Corporation                                 | 2,40,993.00  |
| 4,16,400.85   | K K Enterprise                                  | 5,81,619.00  |
| 1,67,323.00   | King Enterprises                                | 3,32,038.00  |
| 33,552.99     | Linde India Limited                             | 45,239.00    |
| -             | Lokenath Medical and Surgical Distributors & Co | 2,72,405.00  |
| 1,85,263.00   | Lokenath Surgicals                              | 1,95,504.00  |
| -             | Mamata Gayen                                    | 9,000.00     |
| 71,987.00     | M P Drugs                                       | -            |
| 17,472.00     | Marc Medical Systems                            | -            |
| 896.00        | Mavani Enterprise                               | -            |
| 14,591.00     | Medicare Envireonmental Management Pvt. Ltd.    | 11,248.00    |
| 98,438.00     | Nailco Enterprises                              | -            |
| 4,396.00      | Nav Bharat Agencies                             | 1,42,548.00  |
| 18,928.00     | Naveen Surgical Private Ltd                     | -            |
| 68,432.00     | Newar & Associates                              | 2,10,504.00  |
| 58,800.00     | Nibso Metals Pvt. Ltd.                          | 93,576.00    |
| 39,844.00     | Niraj Enterprises                               | -            |
| 38,925.00     | Novacare Healthcare Solutions Pvt. Ltd.         | 65,038.00    |
| 1,94,869.03   | Nu Sri Shyam Pharmaceuticals Pvt Ltd            | 4,90,392.00  |
| 16,095.00     | Olympus Life Sciences Pvt Ltd                   | -            |
| -             | Omkar Medical Stores                            | -            |
| 1,55,136.00   | Omkar Pharma                                    | 2,83,382.00  |



**LIVER FOUNDATION WEST BENGAL**  
**53, GOPAL BANERJEE LANE, HOWRAH-711101**

| Previous Year      | Particulars                                       | Current year       |
|--------------------|---|--------------------|
| -                  | Orion Exports                                     | 5,64,522.00        |
| 11,98,515.00       | Orion Security Solutions Pvt. Ltd.                | -                  |
| 23,280.00          | P Bhogilal & Sons                                 | -                  |
| 34,902.00          | P S Medicare                                      | 2,500.00           |
| 71,020.00          | Peerless Hospitex Hospital & Research Center Ltd. | 45,868.00          |
| 1,30,600.00        | Peoples Blood Bank                                | 1,59,100.00        |
| 27,665.54          | Pharma Vision                                     | 10,418.00          |
| 1,07,068.48        | Phoenix Health Care                               | 1,06,691.00        |
| 1,26,129.00        | Poligon Initiative                                | 1,39,800.00        |
| 6,000.00           | Pradip Chowdhury                                  | 6,000.00           |
| 3,42,745.00        | Pranita Enterprise                                | 3,67,598.00        |
| 36,425.00          | Priority Health Care                              | 36,425.00          |
| 1,61,672.00        | Pritam Enterprise                                 | 1,69,426.00        |
| -                  | R A Enterprises                                   | 2,783.00           |
| 5,29,142.00        | R P Gupta & Co.                                   | 5,32,802.00        |
| 6,328.00           | Radiant Diagnostics                               | 46,402.00          |
| 77,379.00          | Raj Enterprise                                    | 2,45,416.00        |
| 2,20,522.00        | Rajnikant & Brothers                              | -                  |
| 15,812.00          | Ramp Solution                                     | -                  |
| 16,381.00          | Reliance Enterprises                              | 21,729.00          |
| 7,470.00           | Rishab Enterprise                                 | 10,000.00          |
| 2,05,569.00        | Rishav Health Care                                | 4,59,132.00        |
| -                  | Ritu Hospitality Services Pvt Ltd                 | 7,20,935.00        |
| -                  | Rucha Meditech Private Limited                    | 97,809.00          |
| 43,822.00          | Rucha Chemtech                                    | -                  |
| 4,928.00           | S D Enterprise                                    | 18,368.00          |
| 96,684.26          | S S Enterprise                                    | -                  |
| 6,669.00           | Sabmarc Innovation                                | -                  |
| 12,656.00          | Saha Supply Agency                                | 12,980.00          |
| 84,680.00          | Samraj Pharmaceuticals Pvt Ltd                    | -                  |
| 8,464.00           | Sanchita Hospitality Service                      | -                  |
| 34,934.00          | Sandor Medicaids Pvt Ltd                          | 74,157.00          |
| 68,265.00          | Satisfaction                                      | 61,878.00          |
| -                  | Serv-O-Trade Engineers Pvt. Ltd                   | 1,69,120.00        |
| -                  | Shivam Pharmaceuticals                            | 86,072.00          |
| -                  | Siddhi Vinayak Enterprise                         | 1,50,350.00        |
| 89,199.00          | Science & Surgical                                | -                  |
| 2,93,414.00        | Shiv Shivam                                       | 1,22,002.00        |
| 65,00,000.00       | Siemens Healthcare                                | 16,00,000.00       |
| 14,700.00          | Snatak Ranjan Chowdhury                           | 14,700.00          |
| 6,729.00           | South India Surgical Co. Ltd                      | -                  |
| 21,120.00          | Southend Pharma Pvt. Ltd.                         | -                  |
| -                  | Sumitabha Chanda                                  | 23,799.00          |
| -                  | Suraj Mondal                                      | 4,200.00           |
| -                  | Surgifield Pvt Ltd                                | 5,83,850.00        |
| -                  | Susanta Gayan                                     | 5,500.00           |
| 1,33,405.00        | Surgifield Pvt Ltd                                | -                  |
| 8,190.00           | Tapas Mondal                                      | -                  |
| 5,98,928.00        | The Mani Saudha                                   | 18,30,104.00       |
| 27,000.00          | Travancore Academy                                | -                  |
| 98,863.20          | Tulsi Medical & Surgical Agency                   | 1,98,217.00        |
| -                  | Uni Power Technologies Pvt. Ltd.                  | 2,43,600.00        |
| -                  | Vaccine Bank                                      | 9,450.00           |
| -                  | Various Local Purchase                            | 3,153.87           |
| -                  | Vibgyor Enterprises                               | 14,390.00          |
| -                  | Vikas Medical Devices (IILDS)                     | 26,319.64          |
| -                  | Vikash Pharmaceuticals (IILDS)                    | 31,63,861.90       |
| 50,84,951.00       | Vikash Medical Devices                            | 12,74,027.00       |
| 27,41,590.55       | Vikash Pharmaceuticals                            | 8,79,994.00        |
| 17,35,406.00       | Vishal Surgical Equipments Co.                    | -                  |
| -                  | WBSADC  | 6,29,595.00        |
| <b>2,81,01,722</b> | <b>TOTAL</b>                                      | <b>2,71,00,455</b> |



**LIVER FOUNDATION WEST BENGAL**  
53, GOPAL BANERJEE LANE, HOWRAH-711101

**Schedule- 12A Donation**


| S.No         | Particulars                                     | Amount (Rs.)        |
|--------------|---|---------------------|
| 1            | Ajanta Biswas                                   | 3,500.00            |
| 2            | Aloke Sinha                                     | 10,000.00           |
| 3            | Amitabha Konar                                  | 25,000.00           |
| 4            | Asit Kumar Ganguly                              | 1,00,000.00         |
| 5            | Bijoya Basu                                     | 25,000.00           |
| 6            | Kaushik Basu                                    | 10,000.00           |
| 7            | Mylan Laboratories                              | 20,00,000.00        |
| 8            | Nandaja Jaireth                                 | 40,000.00           |
| 9            | Pulak Bose                                      | 10,000.00           |
| 10           | Snehamayee Sarkar                               | 50,000.00           |
| 11           | Srilekha Raha                                   | 50,000.00           |
| 12           | Subrata Basu                                    | 15,000.00           |
| 13           | Tarasankar Bandyopadhyay                        | 5,000.00            |
| 14           | Udayan Sirkar                                   | 1,22,000.00         |
| 15           | Partha Sarathi Mukherjee                        | 10,500.00           |
| 16           | Anushila Bosu                                   | 5,000.00            |
| 17           | Various   | 2,870.00            |
| 18           | Ripley & Company Stevedoring & Handling Pvt Ltd | 5,00,000.00         |
| 19           | T N Engineering                                 | 10,000.00           |
| 20           | Gour Moham Ghosh                                | 10,000.00           |
| 21           | Dr.Dipankar Mondal                              | 1,000.00            |
| 22           | Sudesh Chandra Talwar                           | 35,000.00           |
| 23           | Sonal Kanchan                                   | 1,195.00            |
| 24           | SSKM Hospital (Blood Donation Camp)             | 1,050.00            |
| 25           | Subhendu Kumar                                  | 30,000.00           |
| 26           | Sukanta Kumar                                   | 30,000.00           |
| 27           | Haripada Paik                                   | 6,930.00            |
| <b>TOTAL</b> |   | <b>31,09,045.00</b> |

**Schedule- 13 - Grant Received from Others**

| S.No         | Particulars             | Amount (Rs.)        |
|--------------|-------------------------|---------------------|
| 1            | London School of Hygine | 44,02,139.00        |
| 2            | UNSW-SYDNEY             | 1,61,535.00         |
| 3            | Bristoll Myers Squibb   | 24,84,094.00        |
| 4            | Cipla Limited           | 5,97,086.00         |
| <b>TOTAL</b> |                         | <b>76,44,854.00</b> |

**Schedule- 14 - Sponsorship Reciepts**

| S.No         | Particulars                | Amount (Rs.)       |
|--------------|----------------------------|--------------------|
| 1            | Win Medicare Pvt Ltd.      | 50,000.00          |
| 2            | Emcure Pharma Ltd          | 2,30,000.00        |
| 3            | Abbott Ltd.                | 1,00,000.00        |
| 4            | Cipla Limited              | 65,000.00          |
| 5            | CESC Ltd                   | 59,700.00          |
| 6            | Fourrts India Lab Ltd      | 30,000.00          |
| 7            | Mylan Pharma Ltd           | 50,000.00          |
| 8            | West Bengal Family Welfare | 91,200.00          |
| <b>TOTAL</b> |                            | <b>6,75,900.00</b> |



**LIVER FOUNDATION WEST BENGAL**  
53, GOPAL BANERJEE LANE, HOWRAH-711101

**Schedule : 15 : Collection from Various Centres**

| Previous Year          | Particulars   |                | Current year           |
|------------------------|---|----------------|------------------------|
|                        | <b>Collection from ILLDS Hospital at Sonarpur (A)</b>     |                |                        |
| 1,88,90,650.00         | Collection from Pharmacy                                  | 2,43,58,864.00 |                        |
| 7,21,26,509.00         | Collection from Laboratories                              | 9,73,75,045.00 |                        |
| 67,57,633.00           | Collection from OPD                                       | 76,03,205.00   |                        |
| 7,12,875.00            | Collection from Emergency Billing                         | 8,33,610.00    |                        |
| -                      | Collection from IPD (Pharmacy)                            | 4,62,94,413.00 |                        |
| 7,35,99,742.00         | Collection from IPD                                       | 3,41,73,790.00 | 21,06,38,927.00        |
| 17,20,87,409.00        |   |                |                        |
|                        | <b>Collection from Clinic at Siliguri (B)</b>             |                |                        |
| -                      | Collection from OPD                                       | 4,26,550.00    | 4,26,550.00            |
|                        | <b>Collection from Laboratory at Beninandan Street(C)</b> |                |                        |
| 64,92,170.00           | Collection from Laboratories                              | 52,34,800.00   |                        |
| 13,73,470.00           | Collection from Investigations                            | 8,46,420.00    | 60,81,220.00           |
| 78,65,640.00           |   |                |                        |
|                        | <b>Collection from Dr. Sardish Roy Swasthya Bitan (D)</b> |                |                        |
| 5,86,561.00            | Collection from OPD                                       | 6,55,040.00    |                        |
| 65,000.00              | Collection from Pharmacy                                  | 24,12,483.00   | 30,67,523.00           |
| 6,51,561.00            |   |                |                        |
| <b>18,06,04,610.00</b> | <b>TOTAL(A+B+C+D)</b>                                     |                | <b>22,02,14,220.00</b> |

**Schedule : 16 : Increase in Stock**


| Previous Year       | Particulars  | Amount       | Current year       |
|---------------------|--|--------------|--------------------|
|                     | <b>Stock as on 31.03.2020 (A)</b>                                  |              |                    |
| -                   | Dr. Sardish Roy Swasthya Bitan Pharmacy<br>Medicine                | 4,41,967.00  |                    |
| -                   | Indian Institute of Liver and Digestive Sciences<br>General Stores | -            |                    |
| -                   | Medicine   | 63,46,953.00 | 67,88,920.00       |
|                     | <b>Less - Stock as 01.04.2019 (B)</b>                              |              |                    |
| -                   | Dr. Sardish Roy Swasthya Bitan Pharmacy<br>Medicine                | -            |                    |
| -                   | Indian Institute of Liver and Digestive Sciences<br>General Stores | 18,78,638.00 |                    |
| -                   | Medicine   | 46,06,132.00 | 64,84,770.00       |
| 46,37,985.00        | Increase/(Decrease) in Stock (A-B)                                 |              | 3,04,150.00        |
| <b>46,37,985.00</b> | <b>TOTAL</b>   |              | <b>3,04,150.00</b> |

**Schedule : 17 : Interest**

| Previous Year       | Particulars                               | Current year        |
|---------------------|---|---------------------|
| 23,230.00           | Interest on Security Deposit with WBSEDCL | 42,837.00           |
| 43,72,216.00        | Interest from Bank                        | 79,77,502.00        |
| 10,00,000.00        | Interest from 8% RBI Bond                 | 10,00,000.00        |
| <b>53,95,446.00</b> | <b>TOTAL</b>                              | <b>90,20,339.00</b> |

**Schedule : 18 : Other Income**

| Previous Year      | Particulars                              | Current year       |
|--------------------|--|--------------------|
| 42,000.00          | Registration Fees                        | -                  |
| 83,559.00          | Miscellaneous Income                     | -                  |
| 3,01,308.00        | Liability no longer Required Written off | 72,517.26          |
| -                  | Discount Received                        | 1,62,699.00        |
| -                  | Sale of Newspaper                        | 2,229.00           |
| 3.29               | Round off                                | -                  |
| <b>4,26,870.29</b> | <b>TOTAL</b>                             | <b>2,37,445.26</b> |



**LIVER FOUNDATION WEST BENGAL**  
**53, GOPAL BANERJEE LANE, HOWRAH-711101**

**Schedule : 19 : Hospital Operational Expenditure**

| Previous Year          | Particulars                                      | Current year           |
|------------------------|--|------------------------|
| 3,93,14,954.00         | Legal & Professional Fees                        | 4,49,77,744.00         |
| 16,471.00              | Bio Waste Charges                                | -                      |
| 21,561.00              | Advertisement & Publicity Charges                | 4,19,102.00            |
| -                      | Ambulance Maintenance Expenses                   | 39,785.00              |
| 17,761.00              | Amount no longer recievable from patients W/ off | 7,14,000.00            |
| -                      | Bad Debts  | -                      |
| -                      | Bike Running Charges                             | 4,400.00               |
| 12,68,050.00           | Blood Consumable                                 | 21,84,250.00           |
| 2,88,614.00            | Blood (Procurement / Test)                       | 6,96,064.00            |
| 55,61,920.38           | Catering Charges                                 | 69,03,496.00           |
| 4,77,015.00            | Car Fuel Expenses                                | 4,29,164.00            |
| 1,80,168.19            | Clinical Consumables                             | -                      |
| 17,142.00              | CO2 Consumables                                  | 5,723.00               |
| -                      | Communication Expenses                           | 28,320.00              |
| 39,880.00              | Cylinder Refelling Charges                       | 18,519.00              |
| 3,90,000.00            | DG Fuel Expenses                                 | 3,10,000.00            |
| 71,563.00              | Discount Allowed                                 | 1,950.00               |
| 1,38,556.00            | Donor's Appreciation Kit                         | -                      |
| 24,96,978.00           | Endoscopy Consumables                            | 36,89,421.00           |
| -                      | Entertainment Expenses                           | 5,900.00               |
| 72,31,758.00           | Electric / Power Charges                         | 87,68,146.00           |
| 52,720.00              | Hostel Expenses                                  | 28,285.00              |
| 3,68,621.00            | Hostel Rent Expenses                             | 4,95,329.00            |
| 5,192.00               | Hotel Expenses                                   | -                      |
| 70,626.42              | Internet Charges                                 | -                      |
| 1,38,014.00            | IPD-Dress  | 57,396.00              |
| 2,42,296.00            | IPD Others                                       | -                      |
| -                      | IPD Discount                                     | 5,54,715.00            |
| 7,43,297.00            | IPD Package Discount Allowed                     | 2,03,636.00            |
| 6,17,437.56            | ITU Consumables                                  | -                      |
| 68,22,914.32           | Lab Consumable                                   | 72,24,753.00           |
| 4,24,235.00            | Laundry Charges                                  | 7,13,467.00            |
| 59,045.00              | Licence Charges                                  | 1,88,406.00            |
| 37,177.00              | Medicine Expenses (Direct)                       | -                      |
| 39,743.00              | Merchant Services Charges                        | -                      |
| 29,500.00              | Miscellaneous Registration Charges               | 2,60,670.00            |
| 6,825.00               | OPD- Dress                                       | -                      |
| 57,850.44              | OT Consumables                                   | 12,679.00              |
| 5,64,840.42            | Oxygen Consumable                                | 7,23,516.00            |
| 1,59,981.60            | Pest Control Charges                             | 1,98,240.00            |
| 5,13,30,726.46         | Pharmacy Consumable                              | 5,74,81,693.00         |
| 83,02,082.96           | Radiology Consumable                             | 95,26,269.00           |
| 2,000.00               | Renewal Fees                                     | 2,000.00               |
| -                      | Rent for Machine                                 | 2,07,500.00            |
| -                      | Training Expenses                                | 1,00,000.00            |
| 40,990.00              | TV Recharge                                      | 39,791.00              |
| 1,17,670.00            | Uniform Expenses                                 | 18,850.00              |
| 7,332.00               | Water Tretment Charges                           | -                      |
| 25,631.00              | Dental Material                                  | -                      |
| -                      | Cylinder Refilling & Maintenance                 | -                      |
| -                      | Application Fees for Extension of Beds           | 10,000.00              |
| -                      | Application Fees for Liver Transplant            | 10,000.00              |
| -                      | QA Test  | 27,140.00              |
| <b>12,77,99,139.75</b> | <b>TOTAL</b>                                     | <b>14,72,80,319.00</b> |




**LIVER FOUNDATION WEST BENGAL**  
**53, GOPAL BANERJEE LANE, HOWRAH-711101**

**Schedule : 20 : Personnel & manpower Expenses**

| Previous Year         | Particulars              | Current year          |
|-----------------------|--------------------------|-----------------------|
| 2,79,55,378.00        | Salary                   | 3,17,31,667.25        |
| 14,900.00             | Driver Hire Charges      | 26,107.00             |
| 39,75,030.23          | House Keeping Charges    | 41,17,237.00          |
| 4,63,400.00           | Labour Charges           | 2,79,403.00           |
| 27,000.00             | Manpower Hiring Charges  | 39,000.00             |
| 68,430.60             | Over Time Expenses       | 32,234.00             |
| 38,50,888.19          | Security Service Charges | 34,69,058.00          |
| 18,52,092.00          | Stipend Expenses         | 24,61,844.00          |
| 4,45,373.00           | Exgratia Exp.            | 5,37,086.00           |
| -                     | Staff Welfare            | 22,000.00             |
| -                     | Human Resourcse Expenses | 10,350.00             |
| <b>3,86,52,492.02</b> | <b>TOTAL</b>             | <b>4,27,25,986.25</b> |

**Schedule : 21 : Establishment & Administrative Expenses**

| Previous Year       | Particulars                           | Current year          |
|---------------------|---------------------------------------|-----------------------|
| 78,054.00           | Electricity Charges                   | 73,419.00             |
| -                   | Pharmacy (Dr. S.R.S.Bitam Pharmacy)   | 21,73,545.00          |
| 9,145.00            | Fire Extinguisher Charges             | 9,853.00              |
| 4,36,119.00         | Travelling & Conveyance               | 6,27,735.00           |
| 15,97,437.00        | Printing & Stationery                 | 14,45,613.00          |
| 6,03,562.71         | Conference and Meeting                | 5,29,252.00           |
| -                   | Bio Waste Charges                     | 8,294.00              |
| -                   | Consultancy Fees                      | 2,97,000.00           |
| 5,18,360.00         | Mobility Support                      | 67,810.00             |
| 1,35,700.00         | Audit Fees                            | 1,77,000.00           |
| 3,500.00            | Books & Periodicals                   | -                     |
| 7,492.00            | Car Hire Charges                      | 1,34,480.00           |
| 6,75,418.50         | Computer Net Work Maintenance System  | 8,29,953.00           |
| -                   | Software Upgradation Charges          | 25,960.00             |
| 73,760.00           | Electrical Repairing Charges          | 1,73,199.00           |
| 48,000.00           | Hire Charges                          | -                     |
| 49,604.00           | Hostel Electric / Power               | 34,294.00             |
| 21,585.00           | Insurance Premium                     | 1,38,649.00           |
| 1,249.00            | Interest on TDS                       | -                     |
| -                   | Laboratory Consumables                | 6,811.00              |
| -                   | Legal & Professional Charges          | 19,80,000.00          |
| 68,492.00           | Local Conveyance Expenses             | -                     |
| 48,000.00           | Municipality Cleaning Charges         | 1,17,000.00           |
| 5,344.00            | News Paper Charges                    | 7,844.00              |
| 69,900.00           | Plan Sanction Charges                 | 7,11,440.00           |
| 10,000.00           | Professional Tax Registration Charges | 2,500.00              |
| 33,850.40           | Bank Charges                          | 5,21,935.86           |
| -                   | Bank Guaranatee Charges               | 28,302.00             |
| 5,610.00            | Drinking Water                        | -                     |
| -                   | Dental Material                       | 14,000.00             |
| 12,76,915.00        | Rent Paid (Central Office)            | 10,65,180.00          |
| -                   | Re-agent & Lab Cosumable              | 6,77,023.00           |
| 957.00              | Postage & Telegraph                   | 3,079.00              |
| 5,103.00            | Fuel Charges                          | -                     |
| 1,57,435.00         | Office Administration                 | -                     |
| 2,86,307.00         | Telephone & Internet Charges          | 3,10,831.00           |
| -                   | Training Expenses                     | 10,36,051.00          |
| -                   | Staff Welfare                         | -                     |
| -                   | Sample Delivery Charges               | 28,756.00             |
| -                   | Panchayat Tax                         | 62,400.00             |
| <b>62,26,899.61</b> | <b>TOTAL</b>                          | <b>1,33,19,208.86</b> |



**LIVER FOUNDATION WEST BENGAL**  
**53, GOPAL BANERJEE LANE, HOWRAH-711101**

**Schedule : 22 : Miscellaneous Project Expenses**


| Previous Year         | Particulars                     | Current year          |
|-----------------------|---------------------------------|-----------------------|
| 25,000.00             | Grassroot Advocacy Summit       | -                     |
| 73,350.00             | Patient Network (North East)    | 1,27,293.00           |
| 45,594.00             | Patient Network (Zonal)         | -                     |
| -                     | Baruipur Project                | 71,512.00             |
| 16,85,952.00          | Birbhum Project                 | 25,16,697.00          |
| 6,72,040.00           | Purulia Project                 | 2,39,539.00           |
| 1,60,47,646.10        | 7th Kolkata Liver Meeting       | -                     |
| 31,80,374.00          | Expenditure for Research Centre | 25,86,639.00          |
| 9,558.00              | Awareness, Workshops etc.       | -                     |
| 1,14,740.00           | IC Hep 2016                     | 20,000.00             |
| 1,23,558.00           | World Hepatitis Alliance        | 1,82,825.00           |
| 2,18,371.00           | National Sensus of RHCP         | 2,100.00              |
| 1,45,940.00           | Higher Education Project        | -                     |
| 66,643.00             | Sristi Project                  | 52,014.00             |
| 18,38,344.00          | RHCP Training                   | -                     |
| 15,570.00             | Contingency                     | -                     |
| -                     | LSHM Project                    | 21,46,192.00          |
| -                     | RAXA Project                    | 31,843.00             |
| -                     | UNSW Sydney Project             | 1,07,248.00           |
| -                     | Cipla Project Expenses          | 9,15,067.00           |
| -                     | DSS Expenses                    | 15,00,000.00          |
| <b>2,42,62,680.10</b> | <b>TOTAL</b>                    | <b>1,04,98,969.00</b> |

**Schedule : 23 : Annual Maintenance Expenses**

| Previous Year       | Particulars                   | Current year        |
|---------------------|-------------------------------|---------------------|
| 71,481.00           | AMC-750KV PSS                 | 96,120.00           |
| 37,760.00           | AMC Analyser                  | 25,960.00           |
| 1,41,000.00         | AMC Central AC                | 88,500.00           |
| 53,100.00           | AMC Chillers                  | 53,100.00           |
| 1,00,000.00         | AMC-CSSD                      | 2,00,000.00         |
| 2,81,028.00         | AMC Electrical                | 3,20,032.00         |
| 7,77,150.00         | AMC Equipment                 | 1,30,662.00         |
| 48,000.00           | AMC for Fire Fighting System  | 88,000.00           |
| -                   | AMC for Gas Plant             | 70,000.00           |
| 1,68,740.00         | AMC for Ultra Sound Systems   | 3,37,480.00         |
| 2,12,710.00         | AMC for Water Treatment Plant | 2,09,116.00         |
| -                   | AMC for Lab                   | 17,000.00           |
| 1,82,643.00         | AMC-Lift                      | 2,30,129.00         |
| -                   | AMC for PACS Software         | 50,000.00           |
| 10,030.00           | CMC Dialysis Unit             | -                   |
| <b>20,83,642.00</b> | <b>TOTAL</b>                  | <b>19,16,099.00</b> |

**Schedule : 24 : Operational Expenses (Beninandan Collection Centre)**

| Previous Year       | Particulars                       | Current year       |
|---------------------|-----------------------------------|--------------------|
| 2,100.00            | Patient Materials                 | -                  |
| 7,662.00            | Examination Fees                  | -                  |
| 33,911.00           | Consumable                        | 874.00             |
| 10,32,710.00        | Laboratory Testing                | 4,00,720.00        |
| 4,700.00            | Dress                             | -                  |
| 26,60,727.00        | Re-agent & Lab Cosumable          | -                  |
| 2,57,800.00         | Trade License & Clinical Expenses | 33,207.00          |
| <b>39,99,610.00</b> | <b>TOTAL</b>                      | <b>4,34,801.00</b> |



**LIVER FOUNDATION WEST BENGAL**  
**53, GOPAL BANERJEE LANE, HOWRAH-711101**

**Schedule : 25 : Repairs & Maintenance Charges**

| Previous Year       | Particulars                          | Current year        |
|---------------------|--------------------------------------|---------------------|
| 3,89,160.00         | Office Maintenance & Others          | 5,36,600.00         |
| -                   | Office Administration Expenses       | 21,625.00           |
| 20,80,546.10        | Repair & Maintenance (Miscellaneous) | 9,28,534.00         |
| 1,52,000.00         | Garden Maintenance Expenses          | -                   |
| 1,09,777.00         | Car Maintenance Charges              | 58,154.00           |
| 15,383.01           | DG Spare Parts Expenses              | -                   |
| 1,00,000.00         | Pond Renovation Charges              | -                   |
| -                   | Website Maintenance Expenses         | 80,240.00           |
| -                   | Repair & Maintenance (Endoscopy)     | 6,25,202.00         |
| -                   | Laboratory Repairing                 | -                   |
| <b>28,46,866.11</b> | <b>TOTAL</b>                         | <b>22,50,355.00</b> |

**Schedule : 26 : Other Miscellaneous Expenses**

| Previous Year      | Particulars                      | Current year       |
|--------------------|----------------------------------|--------------------|
| 2,15,089.00        | Charitable Expenses              | 1,20,425.00        |
| 54,860.00          | Income Tax TDS (Asst.yrs.-09-10) | -                  |
| 44,985.00          | Loss on Sale of Car              | -                  |
| 1,21,579.00        | Computer Consumable              | 1,57,244.00        |
| 12,800.00          | Rates & Taxes                    | 2,14,773.00        |
| 200.00             | Late Fee Charges                 | 2,177.00           |
| 46,950.00          | Hospitality Expenses             | 12,201.00          |
| 7,753.30           | Round Off Expenses               | -                  |
| 26.00              | Interest paid                    | -                  |
| 1,27,819.00        | General Expenses                 | 61,914.30          |
| 9,261.00           | Advertisement & Publication      | -                  |
| -                  | Honorarium                       | 52,415.00          |
| -                  | Car Insurance                    | 33,001.00          |
| <b>6,41,322.30</b> | <b>TOTAL</b>                     | <b>6,54,150.30</b> |





**LIVER FOUNDATION WEST BENGAL,  
53, GOPAL BANERJEE LANE, HOWRAH-711101**

**Schedule-27**

**Significant Accounting Policies & Notes to the Accounts**

1. Accounting Convention-

The Financial Statements of accounts are prepared under historical Cost Convention, in accordance with the applicable accounting standards in India and on the accrual method of accounting, unless otherwise stated.

2. Fixed Assets

a) Fixed assets are accounted at cost of acquisition inclusive of inward Freight, duties & taxes & incidental expenses related to acquisition.

b) Fixed Assets are stated at Historical Cost Less Depreciation.

c) Depreciation on all the Medical Equipments have been charged @15% on Written down value method and at the rate prescribed in the income tax act 1961 for the remaining assets.

3. The Liver Foundation west Bengal has been registered u/s12AA of the Income Tax Act vide registration number DIT(F)/S-187/8E/319/07-08 dated 1/04/2007 and Registered under FCRA vide registration number 147120841 dated 147120841 and Registered under section 35 of the Income Tax Act 1961 vide registration number S.O.2733(E) dated 21/10/2014 and u/s 80G vide registration number DIT(R)/311/8E/319/07-08 dated 13/11/2007.

4. Corresponding figures for the previous year has been rearranged & regrouped wherever necessary.

5. The closing stock has been valued at cost or NRV whichever is lower and the value as on 31.03.2019 is certified by the management.

6. The amount of Accrued interest from Bank is based on the interest certificate provided by the Bank.

7. The Cash Balance has been certified by the Management

8. The Closing value of sundry creditors is subject to confirmation from the corresponding Party.

9. The accounting for lease rent has been done on the basis of capitalisation of lease method and is being capitalised as leasehold land.

